

787394-7 ✓ ACTIVE

AMPLIMITE | AMPLIMITE 0.50 Series


TE Internal #: 787394-7

PCB D-Sub Connectors, Receptacle, Cable-to-Board, 68 Position,
1.27 mm [.05 in] Centerline, 2 Row, Standard Profile, AMPLIMITE
0.50 Series

[View on TE.com >](#)



Connectors > D-Shaped Connectors > D-Sub Connectors > PCB D-Sub Connectors > D-Sub Receptacle Assembly: Right Angle, 1.27mm



Connector & Housing Type: **Receptacle**

Connector System: **Cable-to-Board**

Number of Positions: **68**

Centerline (Pitch): **1.27 mm [.05 in]**

Number of Rows: **2**

[All D-Sub Receptacle Assembly: Right Angle, 1.27mm \(76\)](#)

Features

Product Type Features

Shell Type	Full Metal Shell
Connector & Housing Type	Receptacle
Connector System	Cable-to-Board
Sealable	No
Connector & Contact Terminates To	Printed Circuit Board
Shielded	Yes
Connector Type	Connector Assembly
Product Type	Connector

Configuration Features

Number of Positions	68
Number of Rows	2
PCB Mount Orientation	Right Angle

Body Features

Bracket Material	Zinc
Shell Plating Finish	Bright
Bracket Plating Material	Nickel over Copper
Post Plating Material	Tin-Lead over Nickel



Connector Profile	Standard
Shell Material	Carbon Steel
Shell Plating Material	Nickel
	.012 in

Contact Features

Contact Mating Area Plating Material	Gold or Gold Flash over Palladium Nickel
Contact Underplating Material	Nickel, Palladium Nickel
PCB Contact Termination Area Plating Material	Tin-Lead
Contact Base Material	Phosphor Bronze
Contact Current Rating (Max)	1 A
	30 μ m

Termination Features

Termination Method to Printed Circuit Board	Through Hole - Solder
Termination Post Length	2.54 mm[.1 in]

Mechanical Attachment

PCB Mount Alignment	Without
PCB Mount Retention	Without
Mating Retention	With
Mating Retention Type	Latch
Connector Mounting Type	Board Mount
Mating Alignment	Without
	.109 in

Housing Features

Centerline (Pitch)	1.27 mm[.05 in]
Housing Material	Thermoplastic
Housing Color	Black

Dimensions

Row-to-Row Spacing	2.54 mm[.1 in]
PCB Thickness (Recommended)	1.57 mm[.062 in]

Usage Conditions

Operating Temperature Range	-55 – 105 °C[-67 – 221 °F]
-----------------------------	----------------------------

Operation/Application



Circuit Application

Signal

Industry Standards

Approved Standards

UL E28476

UL Flammability Rating

UL 94V-0

Packaging Features

Packaging Method

Tube

Packaging Quantity

8

Product Compliance

[For compliance documentation, visit the product page on TE.com>](#)

EU RoHS Directive 2011/65/EU

Not Compliant

EU ELV Directive 2000/53/EC

Compliant with Exemptions

China RoHS 2 Directive MIIT Order No 32, 2016

Restricted Materials Above Threshold

EU REACH Regulation (EC) No. 1907/2006

Current ECHA Candidate List: JUNE 2022 (224)
Candidate List Declared Against: JUNE 2022 (224)
SVHC > Threshold:
Pb (13% in Component Part)

Article Safe Usage Statements:
Do not eat, drink or smoke when using this product. Wash thoroughly after handling. Recycle if possible and dispose of the article by following all applicable governmental regulations relevant to your geographic location.

Halogen Content

Not Low Halogen - contains Br or Cl > 900 ppm.

Solder Process Capability

Not lead free process capable

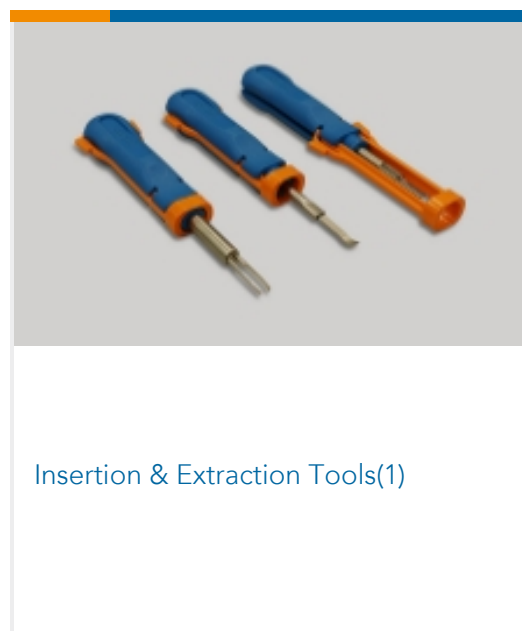
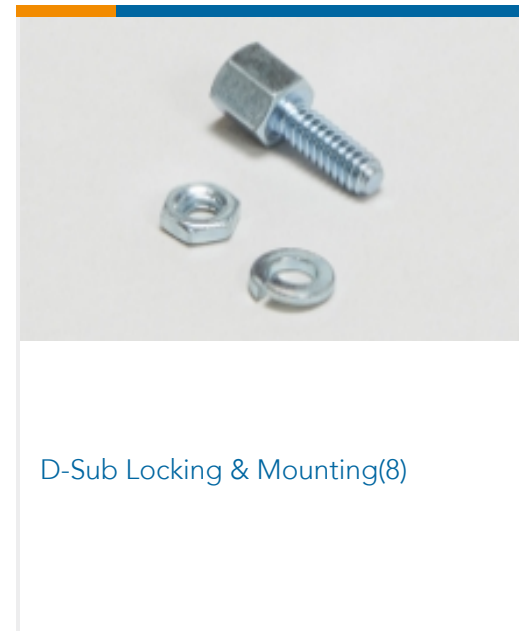

Product Compliance Disclaimer

This information is provided based on reasonable inquiry of our suppliers and represents our current actual knowledge based on the information they provided. This information is subject to change. The part numbers that TE has identified as EU RoHS compliant have a maximum concentration of 0.1% by weight in homogenous materials for lead, hexavalent chromium, mercury, PBB, PBDE, DBP, BBP, DEHP, DIBP, and 0.01% for cadmium, or qualify for an exemption to these limits as defined in the Annexes of Directive 2011/65/EU (RoHS2). Finished electrical and electronic equipment products will be CE marked as required by Directive 2011/65/EU. Components may not be CE marked. Additionally, the part numbers that TE has identified as EU ELV compliant have a maximum concentration of 0.1% by weight in homogenous materials for lead, hexavalent chromium, and mercury, and 0.01% for cadmium, or qualify for an exemption to these limits as defined in the Annexes of Directive 2000/53/EC (ELV). Regarding the REACH Regulation, the information TE provides on SVHC in articles for this part number is based on the latest European Chemicals Agency (ECHA) 'Guidance on requirements for substances in articles' posted at this URL: <https://echa.europa.eu/guidance-documents/guidance-on-reach>

Compatible Parts



Also in the Series | AMPLIMITE 0.50 Series



Documents

Product Drawings

68 50SR R/A RCPT ASSY,REDESIGN

English

CAD Files

Customer View Model

[ENG_CVM_787394-7_R.3d_igs.zip](#)

English

Customer View Model

[ENG_CVM_787394-7_R.3d_stp.zip](#)

English

Customer View Model

[ENG_CVM_787394-7_R.2d_dxf.zip](#)

English

3D PDF

English



By downloading the CAD file I accept and agree to the [Terms and Conditions](#) of use.

Product Specifications

Application Specification

English

Agency Approvals

UL

English